


SAP 020 P

MODEL SPIDOGLOSS SAP020P	<ul style="list-style-type: none"> • Black smooth surfaces 	<ul style="list-style-type: none"> • Max. temperature 752 °F
	<ul style="list-style-type: none"> • Manual Control 	<ul style="list-style-type: none"> • Glass ceramic



DESCRIPTION

Professional Contact Cooking System with Glass Ceramic plates, suitable for cooking a wide array of different foods, as such: toast, sandwich, meat, fish, vegetables, eggs, etc. High quality cooking result thanks to heat distribution uniformity and use of shock resistance, non-stick, non-porous and impermeable to smells and tastes Glass Ceramic Cooking Surfaces.

High versatility of use thanks to **SHB™ Plus** technology which allows combined heating (contact + infrared) and high cooking Temperature setting.

Up to 60% saving in Preheating Time thanks to **SHB™ Plus**. Up to 60% saving in Energy consumption thanks to the **Protek.Safe™** high efficiency insulation system which eliminates unnecessary energy loss.

STANDARD COOKING FEATURES

SETTINGS:


- Manual Control
- Temperature set: 248 °F – 752 °F.

STANDARD TECHNICAL FEATURES

- **Double Black Smooth Glass Ceramic cooking plate:**
n°2 9 4/5"x9 4/5" in
- Stainless Steel Case
- Ergonomic Handle
- Self-locking Handle Bracket
- 4 Non-Slip Feets
- Removable Dip Tray
- ON/OFF button and LED light

ACCESSORIES

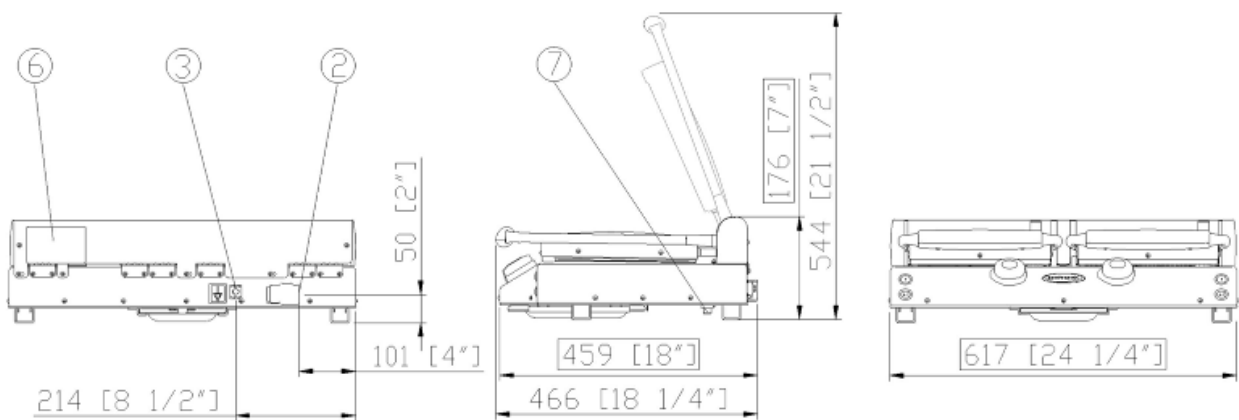
- **METAL SCRAPER**
Metallic scraper for Glass Ceramic Surfaces (included)
- **SPIDO CLEAN SPRAY DETERGENT**
750 ml Spray Detergent for Glass Ceramic and Steel Surfaces (to be purchased separately)



SAP 020 P

SAP 020 P

Views
Connection positions
Dimensions and Weights
Installation requirements
Power supply



CONNECTION POSITIONS

2	Terminal board power supply
3	Unipotential terminal
6	Technical data plate
7	Safety thermostat

DIMENSIONS AND WEIGHT

Width	24 1/4"
Depth	18"
Height	7"
Net Weight	37,5 lb

INSTALLATION REQUIREMENTS

Installations must conform to all local electrical systems, specifically minimum wire gauge required for field connection, hydraulic and ventilation codes.

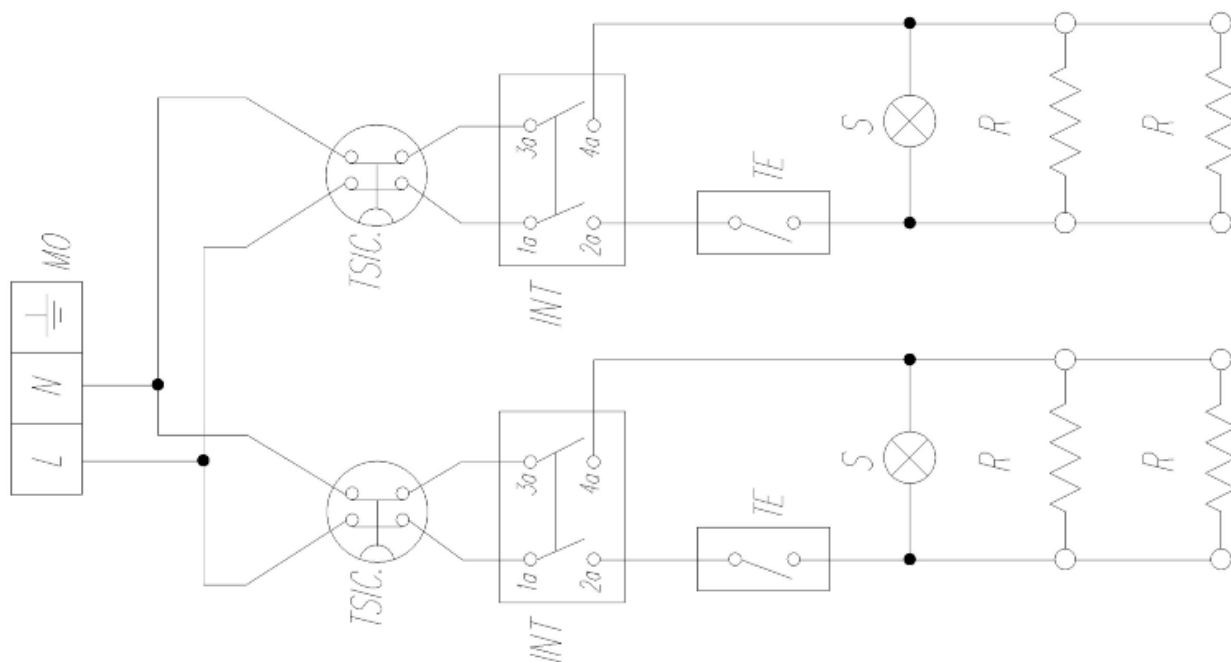
POWER SUPPLY

	STANDARD
Voltage	240 V
Phase	1PH+N+PE
Frequency	60 Hz
Power	3,3 kW
Maximum Amp Draw	14 A
Power cable requirement	SJTO 3G x AWG14
Plug	NEMA 6-20 P

SAP 020 P

Wiring diagrams

SAP 020 P



WIRING DIAGRAMS

INT	Switch
MO	Terminal board
R	Heating element
S	Pilot light
TE	Thermostat
TS	Safety thermostat